

Base station power cabinet settings





Overview

What is a base station power cabinet?

The base station power cabinet is a key equipment ensuring continuous power supply to base station devices, with LLVD (Load Low Voltage Disconnect) and BLVD (Battery Low Voltage Disconnect) being two important protection mechanisms in the power cabinet.

How do I set up a base station (fixed location) CB?

When setting up a base station (fixed location) CB, you have two basic choices of CBs: Base Station CB – A base station CB is a table-top model with a built-in power supply. Has a built-in power supply. Just plug it into an outlet. Usually feature-rich with plenty of cool knobs and switches. Easy to access the controls.

What is a base station CB?

Base Station CB – A base station CB is a table-top model with a built-in power supply. Has a built-in power supply. Just plug it into an outlet. Usually feature-rich with plenty of cool knobs and switches. Easy to access the controls. Decent sized speaker for good audio. Costs more. Very hard to find (due to low demand). Not portable.

How many base stations/repeaters can be installed in a cabinet?

recommended when no cabinet fans are used. Up to three base stations/repeaters can be mounted in a 76.2 cm (30 in) or larger cabinet with two rack units of spacing between each base station/repeater. This will result in thermal specification performance of -30°C (-22°F) to +40°C (+104°F).

How do I pick up a base station/repeater?

DO NOT pick up the base station/ repeater by holding the Preselector (if so equipped). Use the handles on the front of the base station/repeater, or the Power Supply and Power Amplifier casings when picking up the base



station/repeater. Remove the station front bezel from its chassis locking clip by carefully pulling it forward.

How does a base station alarm work?

Sets the length of time that your Base Station (and Extra Sirens if you have them) will sound in the event of an alarm. Changes if the LED light on your Base Station will illuminate to indicate system statuses, warnings, and similar events. Remains lit while the Base Station is receiving power from the power adapter.



Base station power cabinet settings




LLVD & BLVD in Base Station Power Cabinets

By reasonably configuring and optimizing LLVD and BLVD, the performance and reliability of base station power systems can be effectively enhanced.

PRODUCT DATA SHEET RBS 6000 SERIES BASE STATIONS

The enhanced Node B (eNodeB or eNB) is the base station component of the standards-defined LTE network. Motorola Public Safety LTE networks use the Ericsson RBS 6000 platform, a ...



Icom A120B Mobile Airband Base Station Radio

Icom IC-A120B Air Band Base Station Radio. 200 Channels, Open VFO Version, Power Supply & Cabinet. In Stock - On Sale - Fast Shipping.

Samlex Base Station Radio Cabinets -- Build the Power

Base station radio cabinets are equipment enclosures designed to house and protect various components of a radio communication system, including base ...



The Ultimate Guide to Power Cabinet: Everything You Need to ...

When selecting a power cabinet, consider the storage capacity to ensure it can handle the number of devices you need to charge. It's also essential to check the power options.



llvd & BLVD in Base Station Power Cabinets

LLVD and BLVD are important protection mechanisms of the base station power cabinet to ensure the stable operation of the equipment.



Setting up a Base Station CB

When setting up a base station (fixed location) CB, you have two basic choices of CBs: Base Station CB - A base station CB is a table-top model with a built-in power supply. ...






What equipment does the base station energy storage cabinet ...

The equipment utilized in the base station energy storage cabinet comprises multiple essential components, which include: batteries, inverters, energy management ...



Base Stations

Power Supply: The power source provides the electrical energy to base station elements. It often features auxiliary power supply mechanisms ...



Home

PROGRESS LINE Versatile RJ3aJe Floor Mount stations The General Electric Floor Mount station is built to accommodate the components required by your most complex radio system. ...



LLVD & BLVD in Base Station Power Cabinets

By reasonably configuring and optimizing LLVD and BLVD, the performance and reliability of base station power systems can be effectively enhanced.





[Base Station Radio Cabinets , Samlex](#)

Samlex base station radio cabinets provide a complete, self-contained solution for deploying mobile or fixed radio systems. Designed to house power supplies, radios, batteries, and ...



[Unlocking Power: My Essential Base Station Setup](#)

Discover the powerful base station setup we use at home and in the shop. Learn about the adjustable power settings and why we keep it at 13.8 for optimal per

[Base Station and System Settings , SimpliSafe ...](#)

You can access System Settings via your Keypad's menu, SimpliSafe® Mobile App, or SimpliSafe® Online Account. These settings control your system's ...




[Motorola CM200D-D0-D-25 Base Station](#)

Product Description Motorola CM200D-D0-D-25 Base Station The Motorola CM200D-D0-D-25 Base Station is a 25 Watt VHF Two Way Radio System with Desktop Mic designed for ...



Installation.Book

In most cases, stations are shipped in the selected cabinet or rack (i.e., the station is mounted and cabled), and may be installed by following the pro-cedures below.



Power Supplies for Two-Way Radio Base Station installations

Add to Compare Add to Cart Icom IAPS14 Base Station Power Supply and Cabinet - F5130D, F6130D IAPS14 \$294.00 As low as \$276.36 Usually Ships in 4 Days

Base station

In the area of wireless computer networking, a base station is a radio receiver/transmitter that serves as the hub of the local wireless network, and ...



Samlex Base Station Power Supplies

Samlex Base Station Power Supplies Samlex SEC Series AC to DC power supplies have been field-tested for more than 20 years. These switch-mode designed supplies are efficient, ...



New Energy Station: How to Change Energy Supply Mode with ...

The Pole Type Base Station Cabinet is emerging as a transformative solution for energy management, particularly in urban environments. This article explores how these ...




[What equipment does the base station energy storage ...](#)

The equipment utilized in the base station energy storage cabinet comprises multiple essential components, which include: batteries, inverters, ...

Setting up a Base Station CB

To use a mobile CB in your home, you need a power supply that provide 12 volts DC. Here are the specific requirements of a suitable power supply: Voltage output: 12V to 14V ...




[LLVD and BLVD in Base Station Power Cabinets](#)

LLVD and BLVD in Base Station Power Cabinets
Introduction In modern communication networks, base stations, as core infrastructure, are crucial for stable operation. The base ...



MTR3000 Base Station/Repeater and Satellite Receiver

Up to three base stations/ repeaters can be mounted in a 76.2 cm (30 in) or larger cabinet with two rack units of spacing between each base station/repeater. This will result in thermal ...



Base Station and System Settings , SimpliSafe Support Home

You can access System Settings via your Keypad's menu, SimpliSafe® Mobile App, or SimpliSafe® Online Account. These settings control your system's volume, alarm delays, and ...

Base Station (Gen 3) Overview and Installation Guide

Before installing your Base Station, you'll want to download the SimpliSafe® Mobile App on your phone or tablet. If you haven't already done so, you'll also need to create a SimpliSafe® Account.



Contact Us

For catalog requests, pricing, or partnerships, please visit:
<https://www.motheopreprimary.co.za>