


# **How to replace the battery of a mobile base station**





## Overview

---

Remove the back cover using a fingernail or similar tool. Align the gold contacts and insert the battery. Using the tab, lift the battery out by pulling straight up. Replace the battery cover. Here's how to insert / remove the battery for your Home Phone Base. How do you replace a battery in a base station?

To replace batteries in a SimpliSafe base station, rotate the base counterclockwise (CCW) to remove it, then remove the batteries and replace them while ensuring the (-) and (+) orientation. When disposing of NiMH batteries, they should be recycled.

How to remove a battery from a SimpliSafe base station?

To remove the battery from your SimpliSafe base station, first locate the battery compartment on the bottom of the base station.

How do you remove a NiMH battery from a base station?

Remove the power plug from the bottom of the base station to expose one screw. Remove the screw, rotate the base counterclockwise, and it will pull off. Remove the NiMH batteries and replace them while ensuring the correct (-) and (+) orientation. When disposing of NiMH batteries, they should be recycled.

How many batteries does the base station take?

The Base Station takes four (4) 1.2V, 1300mAh nickel-metal hydride (NiMH) rechargeable batteries. Regular alkaline batteries should never be inserted into the Base Station, as they may damage the device. Once you have acquired the necessary NiMH rechargeable batteries, you can follow the steps below to replace them:.

Where is the battery compartment on a SimpliSafe base station?

The battery compartment on a SimpliSafe base station can usually be found



on the bottom. This is where the magic happens when it comes to removing the battery.

What type of batteries are used in the base station?

Inside the bottom of the base station are QTY (4) AA nickel-metal hydride rechargeable batteries (abbreviated NiMH or Ni-MH). Note, being RECHARGEABLE, there is a good chance that if you just keep the power on for several hours, they will be recharged.



## How to replace the battery of a mobile base station

---



### [Upgrading or Replacing Your Ring Alarm Base Station](#)

We've made it easier to replace and upgrade your Base Station from a Ring Alarm to the Ring Alarm Pro version. The app will help you save all of your existing Ring Alarm devices and ...

### [How to use the D-RTK 2 Mobile Station?](#)

Mount the battery into the battery compartment. Powering the D-RTK 2 Mobile Station on Press and hold the Power button (in the middle) to power on the D-RTK 2 mobile station (The power ...



### **Wireless Weather Station Battery Replacement Instructions**

If you own a wireless weather station made by TFA, you may eventually need to replace the batteries. This guide will provide you with simple and clear instructions on how to do this ...

### [How To Replace Base Station Batteries .. SimpliSafe ...](#)

You will likely never need to replace your Base Station's batteries as they are rechargeable and meant to last. The Base Station takes four (4) 1.2V, ...




## **?Changing batteries in base station , SimpliSafe Support Home**

But if you ever need to replace your Base Station's batteries, you can find a step-by-step guide here. IMPORTANT: Please make sure that you use NiMH (nickel-metal hydride) ...



## [Entry Sensor Not Responding , SimpliSafe Support Home](#)

The Entry Sensor takes a single CR-2032 Lithium 3V battery and has a life expectancy of up to 5 years depending on placement and usage. Slide the sensor off of the bracket by pushing it ...



## [How to Remove Battery from Simplisafe Base Station](#)

In conclusion, removing the battery from your SimpliSafe base station is a simple process that should take no more than 10 minutes to complete. With these easy steps, you ...







## [Top Echo Dot Battery Base Options for Every Generation](#)

Discover the best Echo Dot Battery Base for each generation. Make your Alexa portable and enjoy the freedom of a cord-free experience.



## **SimpliSafe Battery Guide: Battery Life and Replacement Tips**

Aside from the SimpliSafe base station and SimpliCam, SimpliSafe components require a periodic replacement of their batteries. In this article, you will learn more about ...

## [How to Remove Battery from SimpliSafe Base Station](#)

Learn the step-by-step process to safely remove the battery from your SimpliSafe Base Station. Ensure your security system stays functional and efficient.



## [SimpliSafe Batteries: Everything You Need to Know](#)

**Low Battery Alerts:** SimpliSafe devices will typically send a notification to your app or the base station when the battery is running low. This is your first clue to change them.



## ZTE WIRELESS HOME PHONE BASE USER GUIDE

Avoid dropping the phone or battery. If the phone or battery is dropped, especially on a hard surface, and the user suspects damage, take it to a service center for inspection.




## How to Replace Your ADT TS Base Station Back Up Battery

If you have an ADT Total Security - TSSC - TS Base Station and the back up battery is low, you will want to replace it. You can purchase one here at this link and then watch this video to see how

## **Replacing or upgrading your current Base Station with Ring ...**

Your old Base Station will be factory reset. This replacement process will remove your old Base Station from your Ring account after it successfully saves all of your devices and settings.



## **FAQ Videos**

After fully charging, the battery for the Mobile Device should last over 24 hours under normal use conditions. The battery on the Base Station will last over 30 hours. The battery on the Neck ...




## [moxee Wireless Home Phone : User's Manual](#)

Getting Started 1.1 Know Your Device Your K500HPEL Wireless Home Phone Base Station lets you make calls with your wireless service provider's cellular network.




## **How to Replace Batteries in La Crosse and Acurite Weather Stations**

To replace the wind sensor batteries on the Model S81120, first remove the sensor cover by unscrewing or unclipping it. Locate the battery compartment, usually housing AA or AAA ...



## [SimpliSafe Battery Guide: Battery Life and ...](#)

Aside from the SimpliSafe base station and SimpliCam, SimpliSafe components require a periodic replacement of their batteries. In this article, ...



## [How to Remove Battery from Simplisafe Base Station](#)

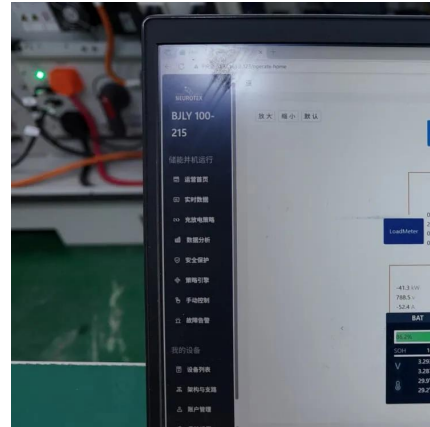
By following these steps, you can easily maintain and replace the battery in your SimpliSafe base station, ensuring uninterrupted security for your home or ...





## How To Replace Base Station Batteries , SimpliSafe Support Home

You will likely never need to replace your Base Station's batteries as they are rechargeable and meant to last. The Base Station takes four (4) 1.2V, 1300mAh nickel-metal hydride (NiMH) ...



### [How to Remove Battery from SimpliSafe Base Station](#)

Learn the step-by-step process to safely remove the battery from your SimpliSafe Base Station. Ensure your security system stays functional ...

## How to Remove SimpliSafe Base Station Battery? (Step-by-Step ...

By following these steps, you can easily maintain and replace the battery in your SimpliSafe base station, ensuring uninterrupted security for your home or business.



## How To Replace Base Station Batteries , SimpliSafe Support Home

You will likely never need to replace your Base Station's batteries as they are rechargeable and meant to last. The batteries in the Base Station are Nickel Metal Hydride (NiMH) rechargeable ...



## How to Change Battery of a Portable Power Station?

The process involves a few simple steps, such as turning off the power station, locating the battery compartment, removing screws and ...




## Z723EL Wireless Home Phone Base Station USER MANUAL

Know Your Device Your Z723EL Wireless Home Phone Base Station lets you make calls with your wireless service provider's cellular network.

## **Home Phone Base**

Here's how to insert / remove the battery for your Home Phone Base. Ensure the device is powered off. Remove the back cover using a fingernail or similar tool. Align the gold contacts ...



## **How to Change Battery of a Portable Power Station? 7 Steps**

The process involves a few simple steps, such as turning off the power station, locating the battery compartment, removing screws and fasteners, disconnecting the old ...



## Contact Us

---

For catalog requests, pricing, or partnerships, please visit:  
<https://www.motheopreprimary.co.za>